

GROWERS HELP MANUAL



The new mobile app from Fodder Link. Making inspecting fodder easy.



As a valued grower in our Fodder Link community, we are excited to welcome you to the fodder industry's latest innovation to inspecting, grading, and listing product.

*The concept of **My Fodder Link** was created for the purpose of supplying growers with a time-efficient, self-sufficient app that verifies, and lists products catered specifically to buyer requirements, without the need for on-farm inspections.*

Fodder Link Growers

Fodder Listing Process

A step-by-step guide



Grower May Sign Up To MyFodderLink App, Receive Team Approval, Sign In & Create Batch. Alternatively, Fodder Link Inspectors May Create A Batch If On-Farm Inspection Is Scheduled.

If Self-Inspecting, Grower Is To Complete All Fields, Attach Photos And Submit CVD to Fodder Link Via Email - Once Complete and Approved, The Batch Will Move To The Next Stage Of The Process

An On-Farm Inspection May Be Completed, With Core And Grab Samples Collected. If A Grower Inspection Has Occured, Core and Grab Samples Will Be Requested From Grower

A Fodder Link NIR Test, (And Additional Tests If Required) Will Be Completed, And The Batch Will Be Uploaded Batch To Website Listings Upon Feed Test Payment

The Batch Will Be Visible To All Website Visitors, And Will Be Available For Quoting And Marketing By The Fodder Link Sales Team. Batch Changes Can Be Updated And History Can Be Viewed In The App

1

Sign Up

2

Receive A Confirmation Email From
The Fodder Link Team In 24 Hours

3

Login Upon Confirmation

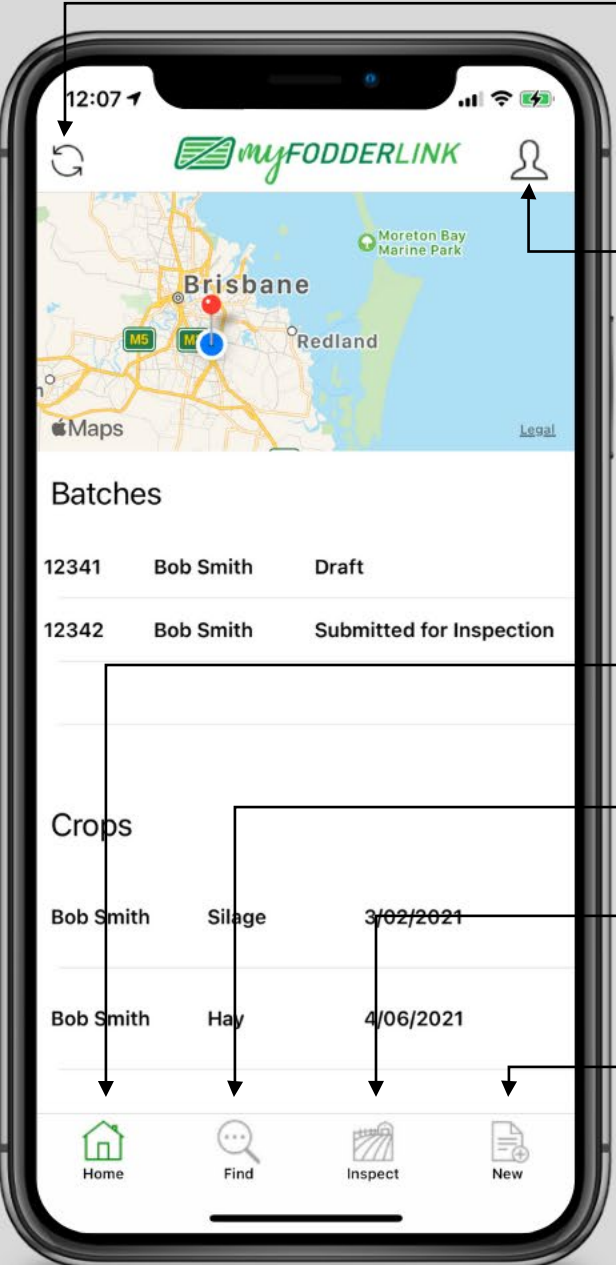
4

Complete details in your profile

5

View Batches/Create New

NAVIGATING AROUND THE APP



Tap to sync your information when you are back online.

Your profile information, help files Ts & Cs and logout.

Tap Navigation to move through sections of your batch

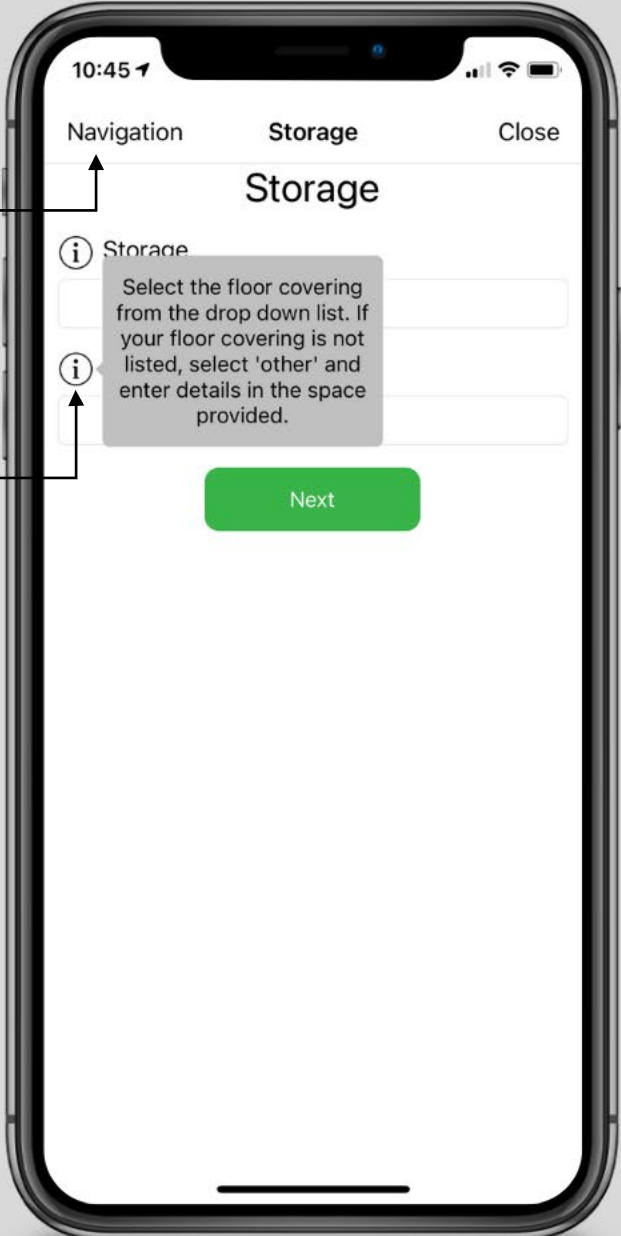
Tap the information icon near a field to get more detail on that field. Tap the information box to close it.

See all your current batches & crops including geolocation

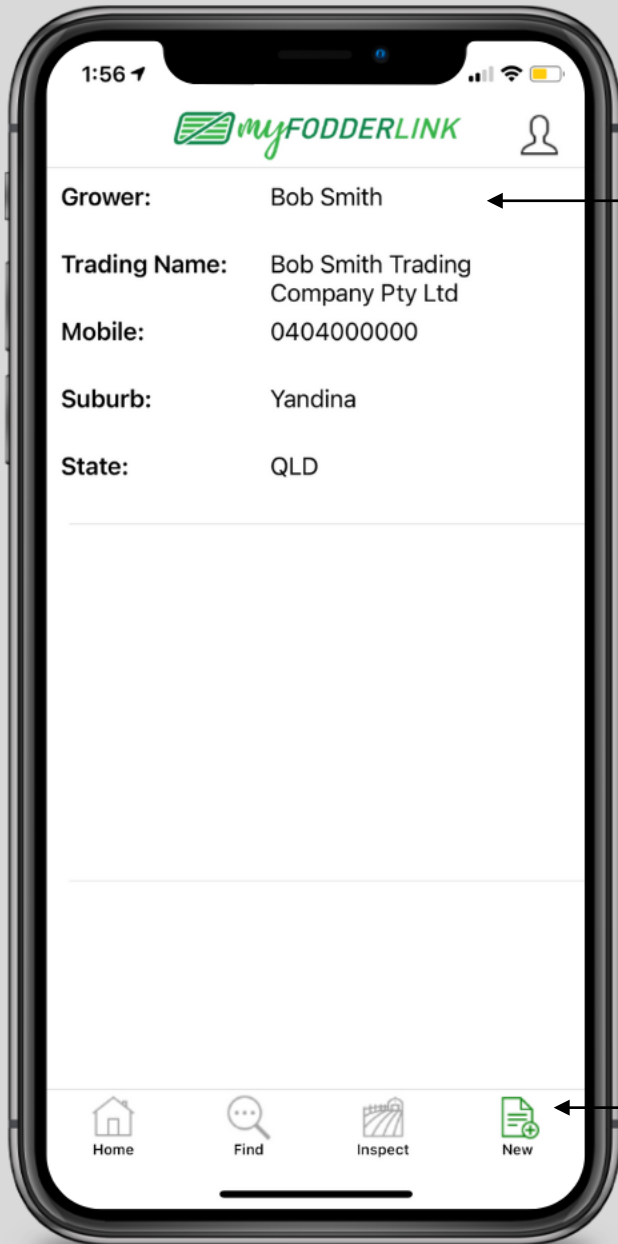
Quick search for your batch or crop

Quick list of your inspections and their status with the Fodder Link Team.

Use to create a new batch or crop against your grower record



ADDING NEW RECORDS



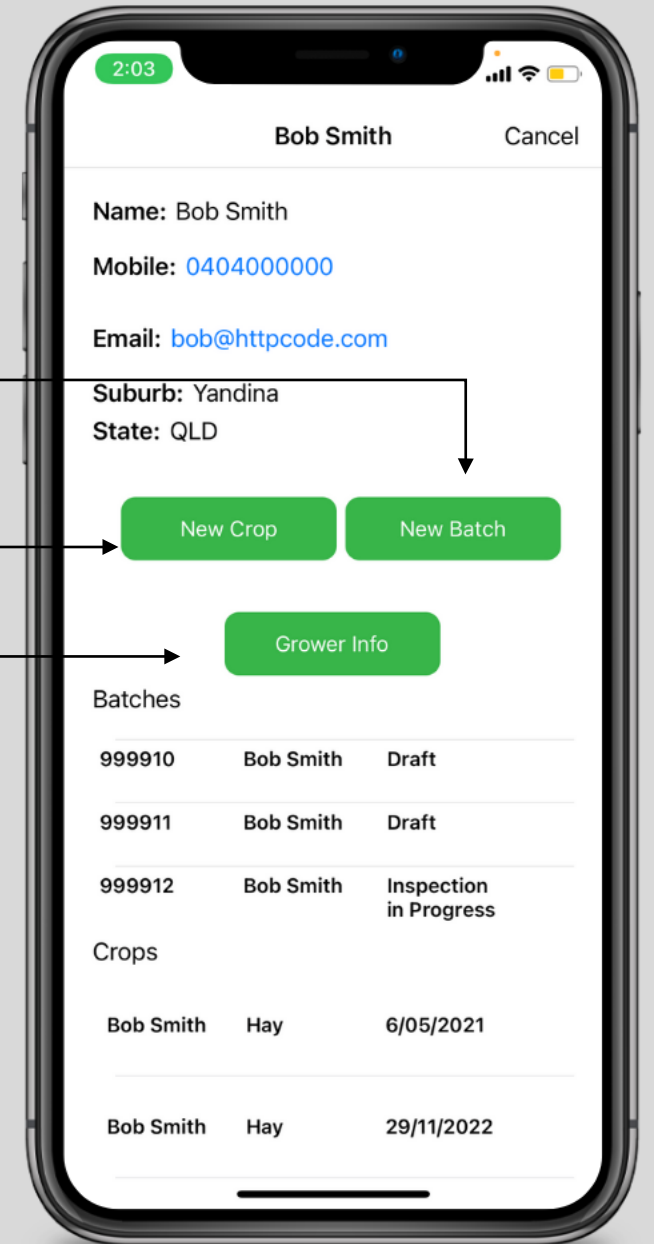
Select your Grower record to begin.

Select new Batch to enter a new baled product.

Select new Crop for yet to be baled product.

Tap Grower Info to update information about you and your business.


Go to the New tab to create records





Your Info

Before creating a batch or crop, please complete your personal grower information in the 'Grower Info' in the "New" tab.




New Batch

For baled product select your name in the "New" tab and select "New Batch". If you have a crop that is yet to be baled, we also have a "Create Crop" option.




Quick tips



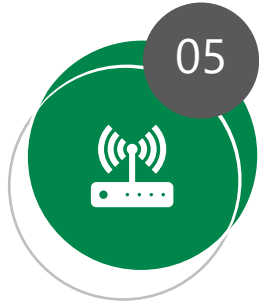
Saving your batch

Don't have time to finish your inspection? She'll be right! You can select "Save Inspection" at the end of the navigation and get back to it later.



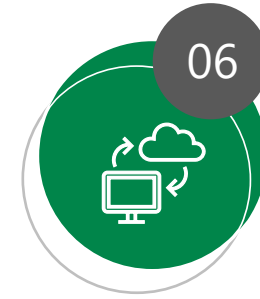
Help everywhere

Having trouble understanding some of our App content? Help icons (i) can be found and selected with information and examples explained. To exit out of the help (i) sections, just tap on the bubble!



Internet connection

Don't have internet coverage at the inspection location? No worries! Your data will automatically sync when you get data service on your device.



Batch Upload

When connected to reliable internet, your batch will be automatically uploaded to our cloud-based system where your information will be verified by our team. We will notify you if any changes are required




Quick tips



Website Listing

If you have selected 'yes' for your batch to be listed on our website, upon verification, our team will upload your product for sale upon confirmation of feed test payment.

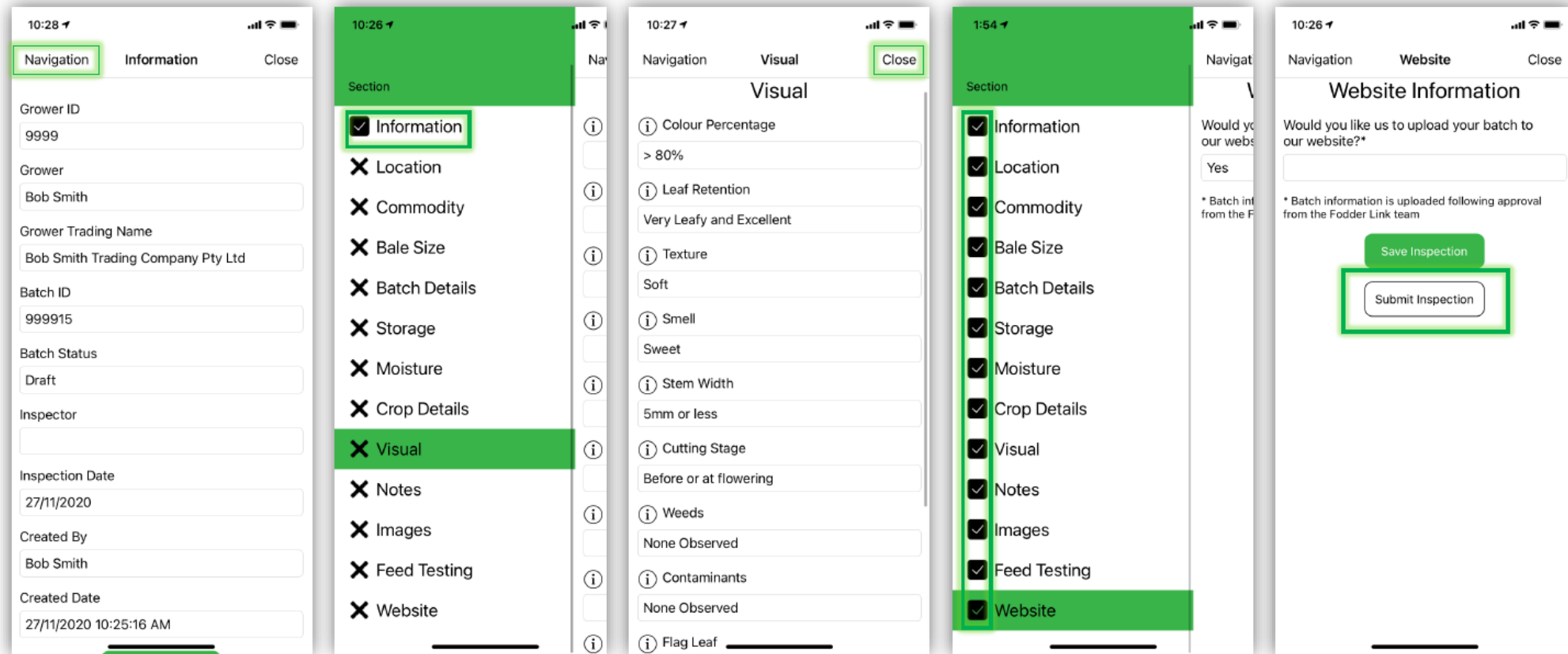


Keeping Track

Notifications will be sent to you for crops ready to harvest and batch creation, status updates and information we require. We pride ourselves on accuracy and transparency!

ADDING A NEW BATCH

1. To create a new batch, go to New | *YOUR RECORD* | New Batch button. The information section shows multiple fields, including batch status and batch ID.
2. To commence your inspection, select Next button, or tap our navigation menu.
3. Use the Save Inspection button at the end of navigation or the close button in the top right corner if you need to pause your inspection and get back to it later.
4. A tick will appear when a section has been completed. Aim to tick every section before clicking Submit Inspection on the last tab.





What happens when a batch is approved?

The team will allocate your batch to one of our expert inspectors, who will decide whether to grade your product online or on farm.



What happens when a batch is graded online?

The batch status will change to "Inspection Complete" and will be uploaded to our website if you've authorised it.



What happens if an inspector needs to visit on farm?

Our inspector allocated to your batch will contact you to request to see your batch on farm. From then, discussions and plans will be made regarding time and protocols of visit.

"Fodder Link's independent grading system is imperative to ensure the best outcome for both grower and end-user. Our team of fodder inspection specialists have developed a well-researched, reliable system that provides in-depth descriptions of visual characteristics, where we can guarantee buyer confidence and transparency in comparing and purchasing product."

COMMODITY VENDOR DECLARATION

The submission of a Commodity Vendor Declaration Form (CVD) on behalf of the grower allows buyers to purchase product with official documentation of the chemicals used to treat the commodity, the rate and date of application and relevant WHP/ESI/EAFI details obtained from the label. The completed form is approved by the Fodder Link team and enables a guarantee that the fodder purchased is safe from chemical contamination. It is also an important aspect of human food safety. Product is unable to be listed on our website or purchased without a completed CVD.

You can download a blank CVD document on our [website](#), or if you are reading this in your welcome email, your CVD will be attached. Alternatively, you can contact our team for a copy.

Please attach the completed document with your product batch number upon entering the required information into our app and email to admin@fodderlink.com.au so our expert team can approve.



EXTRA HELP



Contact us

- ✓ 1800 363 337
- ✓ info@fodderlink.com.au



- ✓ [Frequently Asked Questions](#)
- ✓ [Mobile App Help](#)



- ✓ [Legal Terms and Conditions](#)



SHARING OUR EXPERTISE

